

Signify Classified - Internal  
Cooper Lighting Solutions Photometric Lab  
1121 Highway 74 South  
Peachtree City, GA 30269



Scaled data based on original data using  
LM-79-08 Approved Method: Electrical and Photometric Measurements of Solid-  
State Lighting Products

Test Report Prepared for  
Cooper Lighting Solutions  
(formerly Eaton)

Brand: STREETWORKS

Report Number: P867934

Luminaire Tested: **MEM2-HSN-SA-70-730-U-T2R-HSS**

Issue Date: 08/21/2024



**Test Information**

Test Method: LM-79-08  
Report Number: P867934  
Test Lab: INNOVATION CENTER(G3)  
Issue Date: 08/21/2024  
Manufacturer: COOPER LIGHTING SOLUTIONS (FORMERLY EATON)  
Product Line: STREETWORKS  
Catalog Number: MEM2-HSN-SA-70-730-U-T2R-HSS  
Description: EPIC MODERN SHORT HOUSING DISCRETE LED ARRAYS 70W 70CRI 3000K  
FIXTURE w/ TYPE II ROADWAY DISTRIBUTION OPTIC AND HOUSE SIDE SHIELD  
Light Source: (20) 3000K CCT, 70 CRI LEDS  
Ballast/Driver: ELECTRONIC DRIVER

**Summary**

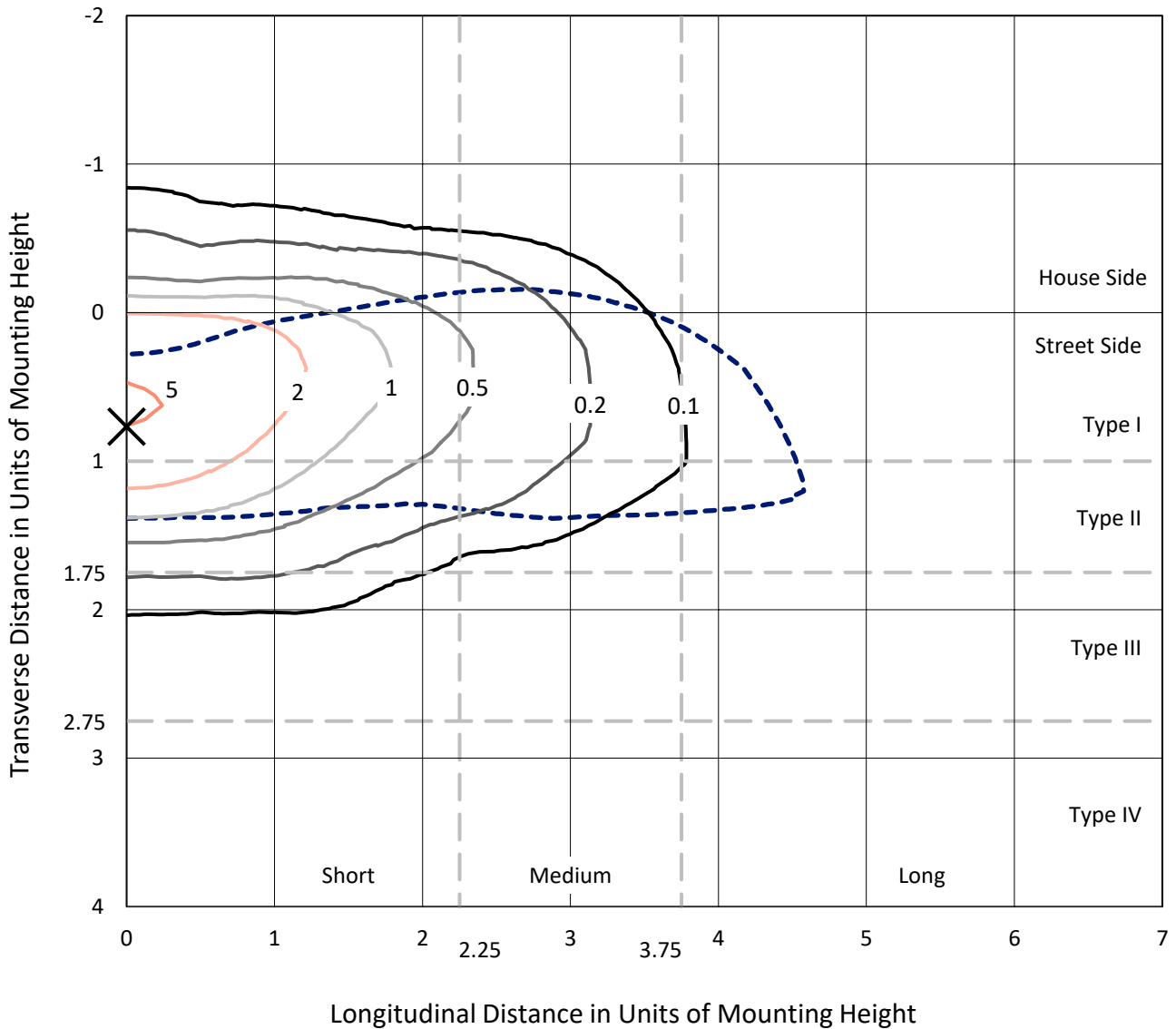
Lumens per Lamp: N/A  
Luminaire Lumens: 6293.8 lumens  
Efficiency: N/A  
Efficacy: 103.2 lumens/watt  
Luminous Opening: Rectangular (W 0.67' x L: 0.33' x H: 0')  
IES Classification: Type II - Short  
BUG Rating: B1 - U0 - G1

Input Watts (W): 61  
Input Voltage (V): 120  
Input Current (A<sub>in</sub>): NR  
Voltage Rise (V): NR  
Power Factor: 0.99  
Total Harmonic Distortion (THDi): 9.89%  
Frequency (hertz): 60  
Stabilization Time: NR  
Operation Time: NR  
Ambient Temperature (°C): NR  
Test Distance: 24 FT

REPORT NUMBER: P867934  
 CATALOG NUMBER: MEM2-HSN-SA-70-730-U-T2R-HSS

### Iso-Footcandle Lines of Horizontal Illumination

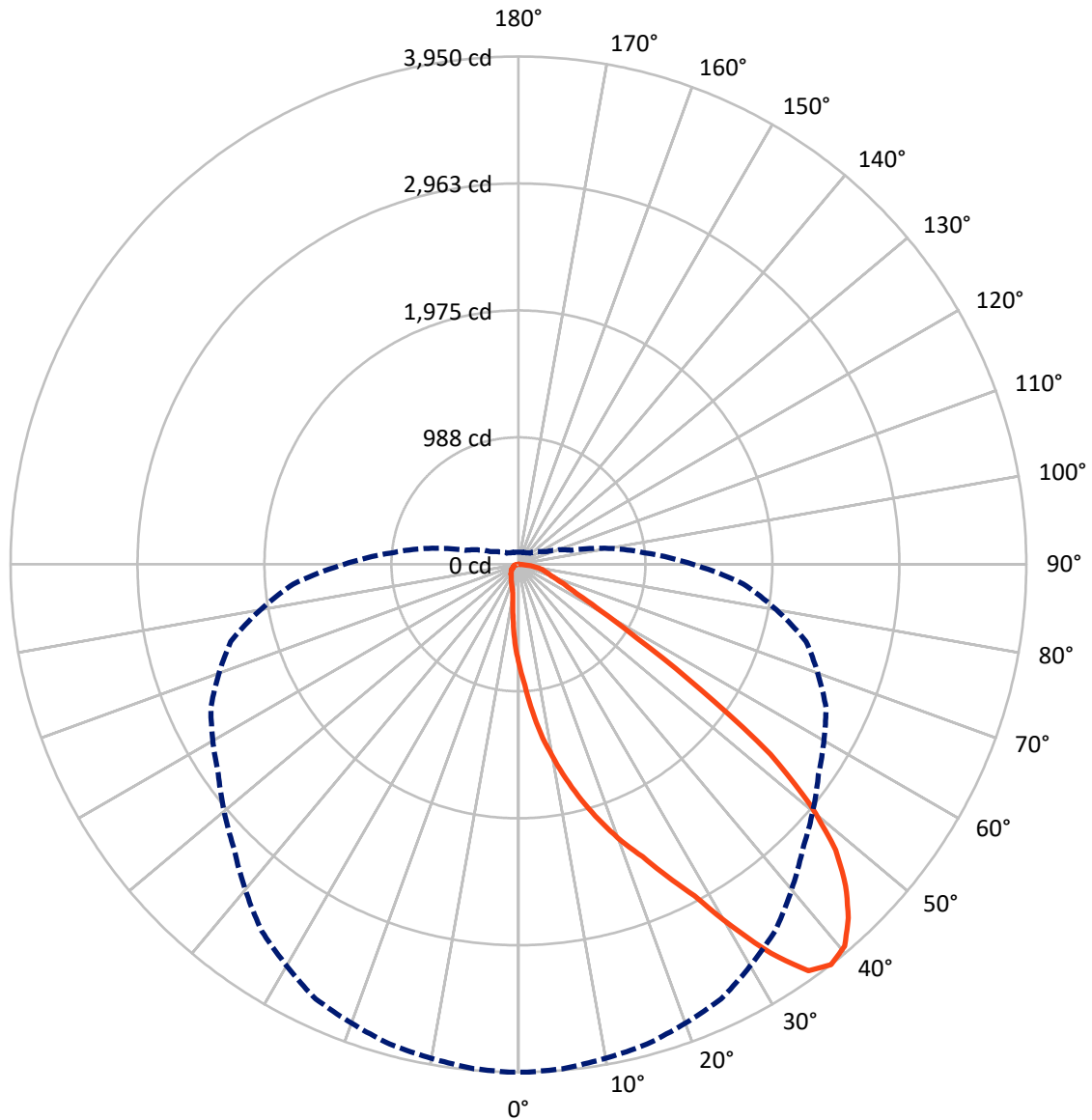
✕ Max cd  
 - - - 1/2 Max cd



Based on 20 foot mounting height. Maximum calculated value = 5.4 fc  
 Type II - Short - N/A

REPORT NUMBER: P867934  
CATALOG NUMBER: MEM2-HSN-SA-70-730-U-T2R-HSS

### Luminous Intensity Polar Plot



— Vertical Plane Through 0-Deg Lateral      - - - Horizontal Cone Through 37.5-Deg Vertical

REPORT NUMBER: P867934

CATALOG NUMBER: MEM2-HSN-SA-70-730-U-T2R-HSS

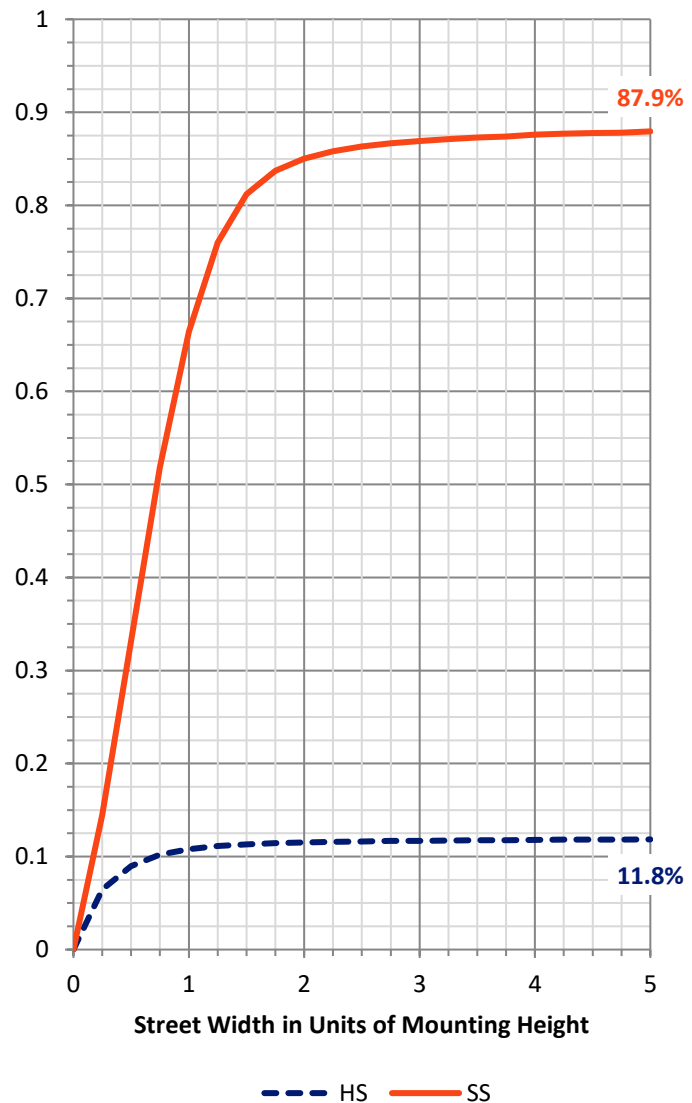
**FLUX DISTRIBUTION:**

		Downward	Upward	Total
<b>House Side</b>	Lumens	750.7	0.0	750.7
	% Fixture	11.9	0.0	11.9
<b>Street Side</b>	Lumens	5543.1	0.0	5543.1
	% Fixture	88.1	0.0	88.1
<b>Total</b>	Lumens	6293.8	0.0	6293.8
	% Fixture	100.0	0.0	100.0

**Coefficient of Utilization**

**ZONAL LUMENS:**

Zone	Lumens	% Fixture
0°-10°	78.2	1.2
10°-20°	273.5	4.3
20°-30°	564.3	9.0
30°-40°	992.9	15.8
40°-50°	1348.1	21.4
50°-60°	1335.7	21.2
60°-70°	1028.3	16.3
70°-80°	596.8	9.5
80°-90°	75.9	1.2
90°-100°	0.0	0.0
100°-110°	0.0	0.0
110°-120°	0.0	0.0
120°-130°	0.0	0.0
130°-140°	0.0	0.0
140°-150°	0.0	0.0
150°-160°	0.0	0.0
160°-170°	0.0	0.0
170°-180°	0.0	0.0
0°-90°	6293.8	100.0
0°-180°	6293.8	100.0



REPORT NUMBER: P867934

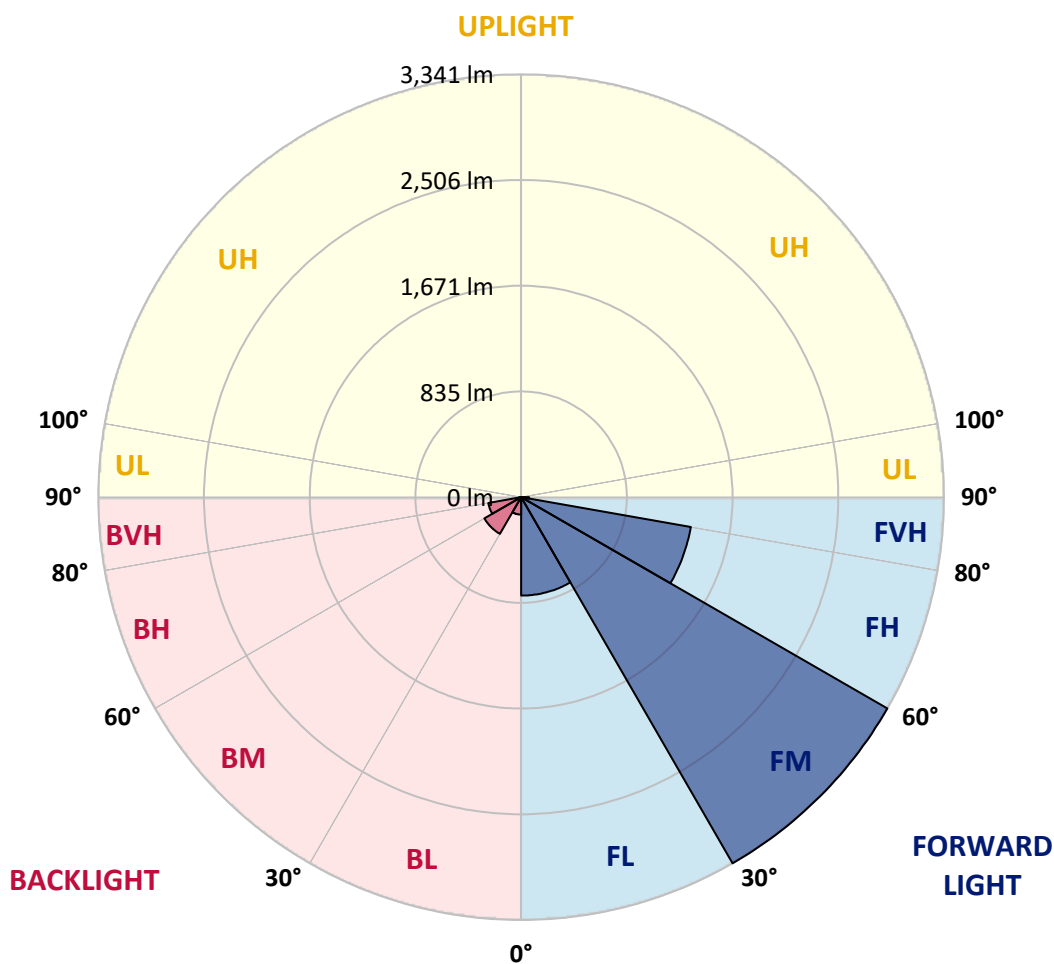
CATALOG NUMBER: MEM2-HSN-SA-70-730-U-T2R-HSS

**LUMINAIRE CLASSIFICATION SYSTEM LUMEN TABLE AND BUG RATING:**

Zone	Lumens	% Fixture	Zone Rating/Lumen Limit		
			B	U	G
FL (0°-30°)	778.0	12.4			
FM (30°-60°)	3341.5	53.1			
FH (60°-80°)	1361.7	21.6			G1/1800
FVH (80°-90°)	61.9	1.0			G1/100
BL (0°-30°)	138.0	2.2	B1/500		
BM (30°-60°)	335.3	5.3	B1/1000		
BH (60°-80°)	263.4	4.2	B1/500		G1/500
BVH (80°-90°)	14.0	0.2			G1/100
UL (90°-100°)	0.0	0.0		U0/0	
UH (100°-180°)	0.0	0.0		U0/0	

**BUG Rating: B1-U0-G1**

Type II Short





REPORT NUMBER: P867934

CATALOG NUMBER: MEM2-HSN-SA-70-730-U-T2R-HSS

**CANDELA DISTRIBUTION (FULL):**

	0°	1°	5°	15°	25°	35°	45°	55°	65°	75°	85°
0°	779.9	779.9	779.9	779.9	779.9	779.9	779.9	779.9	779.9	779.9	779.9
2.5°	939.7	953.8	943.2	934.5	922.2	909.9	892.3	873.0	848.4	818.5	792.2
5°	1152.3	1159.3	1155.8	1150.5	1111.9	1075.0	1038.1	992.4	929.2	873.0	813.3
7.5°	1364.8	1361.3	1352.5	1336.7	1301.6	1259.4	1192.7	1117.1	1027.6	929.2	836.1
10°	1551.0	1556.3	1549.2	1524.6	1480.7	1422.8	1342.0	1255.9	1134.7	997.7	867.7
12.5°	1746.0	1749.5	1749.5	1696.8	1666.9	1577.3	1491.3	1375.3	1240.1	1082.0	904.6
15°	1937.4	1930.4	1930.4	1895.3	1842.6	1742.4	1645.8	1505.3	1352.5	1161.0	946.8
17.5°	2120.1	2123.6	2107.8	2069.2	2018.2	1921.6	1802.2	1647.6	1463.2	1255.9	990.7
20°	2301.0	2290.5	2283.5	2244.8	2190.4	2076.2	1962.0	1786.4	1593.1	1363.0	1052.1
22.5°	2469.6	2474.9	2457.3	2395.9	2344.9	2241.3	2111.3	1949.7	1730.2	1470.2	1118.9
25°	2687.4	2669.9	2685.7	2611.9	2532.9	2409.9	2262.4	2102.5	1879.5	1601.9	1201.4
27.5°	2919.3	2929.8	2921.1	2840.3	2733.1	2568.0	2413.4	2243.1	2030.5	1726.6	1294.5
30°	3265.3	3260.1	3261.8	3140.6	2963.2	2766.5	2576.8	2390.6	2181.6	1879.5	1403.4
32.5°	3607.9	3627.2	3579.7	3472.6	3268.8	2972.0	2740.1	2532.9	2327.4	2011.2	1514.1
35°	3883.6	3878.4	3859.0	3739.6	3537.6	3249.5	2926.3	2691.0	2481.9	2172.8	1637.1
37.5°	3950.4	3950.4	3938.1	3864.3	3730.8	3481.4	3128.3	2849.0	2640.0	2316.8	1756.5
40°	3906.5	3897.7	3890.6	3841.5	3769.4	3621.9	3340.9	3012.4	2808.6	2503.0	1888.2
42.5°	3762.4	3764.2	3755.4	3727.3	3688.7	3632.4	3472.6	3186.3	2973.8	2678.7	2018.2
45°	3569.2	3572.7	3562.2	3558.7	3539.3	3539.3	3502.5	3323.3	3130.1	2857.8	2160.5
47.5°	3321.5	3319.8	3314.5	3305.7	3344.4	3386.5	3419.9	3400.6	3268.8	3051.0	2288.7
50°	2943.9	2940.4	2956.2	3000.1	3095.0	3188.0	3286.4	3377.8	3369.0	3230.2	2443.3
52.5°	2453.8	2431.0	2448.6	2583.8	2778.8	2986.1	3124.8	3268.8	3419.9	3419.9	2596.1
55°	1716.1	1735.4	1746.0	1944.4	2329.1	2685.7	2929.8	3116.0	3400.6	3571.0	2764.7
57.5°	1092.5	1099.6	1131.2	1345.5	1796.9	2243.1	2675.1	2980.8	3328.6	3697.4	2933.4
60°	736.0	711.4	736.0	858.9	1292.8	1760.0	2301.0	2810.4	3224.9	3788.8	3119.5
62.5°	519.9	518.2	525.2	597.2	922.2	1322.6	1832.0	2580.3	3142.4	3794.0	3258.3
65°	419.8	407.5	412.8	453.2	618.3	969.6	1343.7	2164.0	3068.6	3700.9	3326.8
67.5°	337.2	332.0	335.5	361.8	463.7	728.9	946.8	1645.8	2912.3	3542.9	3288.2
70°	275.8	277.5	279.3	305.6	368.9	551.5	676.3	1129.4	2578.5	3363.7	3114.3
72.5°	238.9	238.9	240.6	258.2	309.1	437.4	511.1	734.2	2086.7	3170.5	2794.6
75°	210.8	210.8	210.8	226.6	263.5	351.3	397.0	502.4	1498.3	2812.2	2311.6
77.5°	182.7	184.4	184.4	198.5	226.6	274.0	305.6	347.8	955.5	2172.8	1749.5
80°	140.5	140.5	142.3	158.1	193.2	214.3	224.8	245.9	502.4	1364.8	1110.1
82.5°	98.4	100.1	100.1	101.9	130.0	131.7	121.2	123.0	182.7	453.2	421.6
85°	10.5	12.3	14.1	14.1	22.8	28.1	29.9	28.1	29.9	52.7	52.7
87.5°	0.0	0.0	0.0	0.0	1.8	3.5	3.5	5.3	5.3	5.3	5.3
90°	0.0	0.0	0.0	0.0	0.0	0.0	0.0	0.0	0.0	0.0	0.0



REPORT NUMBER: P867934

CATALOG NUMBER: MEM2-HSN-SA-70-730-U-T2R-HSS

**CANDELA DISTRIBUTION (continued):**

	90°	95°	105°	115°	125°	135°	145°	155°	165°	175°	180°
0°	779.9	779.9	779.9	779.9	779.9	779.9	779.9	779.9	779.9	779.9	779.9
2.5°	778.1	765.8	739.5	716.7	695.6	678.0	665.7	649.9	637.6	637.6	644.6
5°	783.4	755.3	700.8	649.9	609.5	570.9	535.7	512.9	495.3	484.8	484.8
7.5°	790.4	748.3	665.7	588.4	525.2	463.7	409.3	382.9	356.6	347.8	349.5
10°	804.5	744.8	634.1	534.0	439.1	361.8	309.1	281.0	267.0	260.0	260.0
12.5°	820.3	744.8	600.7	472.5	361.8	282.8	251.2	230.1	223.1	219.6	216.0
15°	841.4	748.3	572.6	407.5	295.1	238.9	216.0	203.8	196.7	193.2	193.2
17.5°	866.0	751.8	542.8	354.8	251.2	210.8	193.2	184.4	177.4	173.9	173.9
20°	897.6	760.6	512.9	307.4	219.6	193.2	177.4	168.6	161.6	159.8	158.1
22.5°	936.2	774.6	483.0	268.7	198.5	175.7	161.6	154.6	149.3	145.8	145.8
25°	981.9	792.2	460.2	240.6	182.7	163.4	151.1	142.3	137.0	135.3	135.3
27.5°	1045.1	822.0	437.4	219.6	170.4	151.1	138.8	131.7	126.5	124.7	123.0
30°	1104.8	858.9	426.8	214.3	161.6	140.5	131.7	123.0	117.7	115.9	114.2
32.5°	1182.1	901.1	419.8	214.3	158.1	133.5	123.0	115.9	110.7	108.9	107.1
35°	1264.7	950.3	419.8	221.3	159.8	128.2	115.9	108.9	103.6	100.1	100.1
37.5°	1354.3	999.4	423.3	231.9	165.1	124.7	108.9	101.9	96.6	94.9	94.9
40°	1449.1	1066.2	430.3	240.6	170.4	123.0	101.9	96.6	91.3	87.8	87.8
42.5°	1536.9	1118.9	442.6	251.2	173.9	121.2	96.6	91.3	86.1	84.3	84.3
45°	1638.8	1176.9	453.2	258.2	173.9	115.9	91.3	86.1	82.6	80.8	79.0
47.5°	1719.6	1224.3	458.4	261.7	170.4	110.7	86.1	82.6	79.0	75.5	77.3
50°	1818.0	1275.2	467.2	263.5	163.4	103.6	82.6	77.3	73.8	72.0	72.0
52.5°	1912.8	1326.2	474.3	260.0	154.6	94.9	77.3	73.8	70.3	66.7	66.7
55°	2025.2	1382.4	484.8	254.7	140.5	86.1	72.0	68.5	63.2	61.5	59.7
57.5°	2153.5	1456.1	493.6	244.2	123.0	77.3	68.5	63.2	56.2	52.7	52.7
60°	2271.2	1540.5	500.6	217.8	107.1	72.0	63.2	58.0	50.9	49.2	49.2
62.5°	2397.6	1628.3	500.6	172.1	91.3	65.0	59.7	54.5	47.4	45.7	45.7
65°	2485.4	1707.3	484.8	128.2	77.3	61.5	58.0	50.9	43.9	42.2	42.2
67.5°	2510.0	1756.5	440.9	91.3	66.7	58.0	54.5	47.4	42.2	38.6	38.6
70°	2431.0	1717.9	360.1	70.3	58.0	52.7	49.2	43.9	38.6	36.9	36.9
72.5°	2204.4	1570.3	268.7	59.7	50.9	49.2	45.7	40.4	36.9	35.1	35.1
75°	1846.1	1305.1	189.7	52.7	47.4	43.9	40.4	36.9	33.4	33.4	33.4
77.5°	1398.2	943.2	117.7	47.4	40.4	40.4	36.9	33.4	31.6	29.9	29.9
80°	902.8	595.5	66.7	33.4	28.1	29.9	26.3	22.8	22.8	21.1	21.1
82.5°	382.9	235.4	35.1	19.3	14.1	12.3	8.8	8.8	7.0	7.0	7.0
85°	38.6	14.1	7.0	5.3	5.3	3.5	3.5	3.5	3.5	1.8	1.8
87.5°	5.3	5.3	5.3	3.5	3.5	3.5	1.8	1.8	1.8	1.8	1.8
90°	0.0	0.0	0.0	0.0	0.0	0.0	0.0	0.0	0.0	0.0	0.0



LM-79-2019: Approved Method: Electrical and Photometric Measurements of Solid-  
State Lighting Products

Report Prepared for

Cooper Lighting Solutions

Streetworks

Report Number: SP1-2407-157-4

Test Date: 08/07/2024

Luminaire Tested: MEM2-HTN-SA-40-730-U-5WQ-2

Data in this report applies to families of products including MEM2-HTN-SA-40-730-U-5WQ-2

**Test Information**

Test Method: LM-79-2019  
 Report Number: SP1-2407-157-4  
 Test Lab: COOPER LIGHTING SOLUTIONS  
 Photometer: SP1 - 76IN SPHERE  
 Measurement Geometry:  $4\pi$   
 Issue Date: 08/20/2024  
 Manufacturer: COOPER LIGHTING SOLUTIONS  
 Product Line: Streetworks  
 Catalog Number: **MEM2-HTN-SA-40-730-U-5WQ-2**  
 Description: Epic Modern Light Square 40W 5WQ Optic and Flare Trim

**Spectral Parameters**

CCT (K): 3057  
 CIE u': 0.2487  
 CIE v': 0.5199  
 Duv: -0.0002  
 CIE x: 0.4326  
 CIE y: 0.4020  
 CIE z: 0.1654  
 Peak Wavelength (nm): 593  
 Dominant Wavelength (nm): 582  
 Purity: 50.50735  
 Rf: 74.6  
 Rg: 94

CRI (Ra):	71.7		
R1:	68.1	R9:	-34.8
R2:	82.0	R10:	58.5
R3:	93.5	R11:	62.5
R4:	67.5	R12:	47.5
R5:	67.2	R13:	70.7
R6:	74.9	R14:	96.4
R7:	77.4	R15:	60.0
R8:	43.1		



**Test Conditions**

Stabilization Time: 21M  
 Operation Time: 1H 21M  
 Sphere Temperature (°C): 24.2

REPORT NUMBER: SP1-2407-157-4

Measurement and Test Equipment			
Instrument	Identification Number	Calibration Date	Calibration Due Date
Photometer	IN0058	6/18/2024	12/18/2024
Power Meter	INXT2011004	2/8/2024	2/8/2025
AC Power Source	IN0063	10/24/2023	10/24/2024
DC Power Source	IN0208	10/24/2023	10/24/2024
Sphere Thermometer	IN0085	10/24/2023	10/24/2024
Room Thermometer	IN0046	10/24/2023	10/24/2024

REPORT NUMBER: SP1-2407-157-4

CIE 1931 Chromaticity Diagram



CIE 1931 Chromaticity Diagram with 2017 ANSI 7-Step and 4-Step Quadrangles



Point lies inside the ANSI 3000K 4-step quadrangle

REPORT NUMBER: SP1-2407-157-4

**Photopic Flux vs. Wavelength**

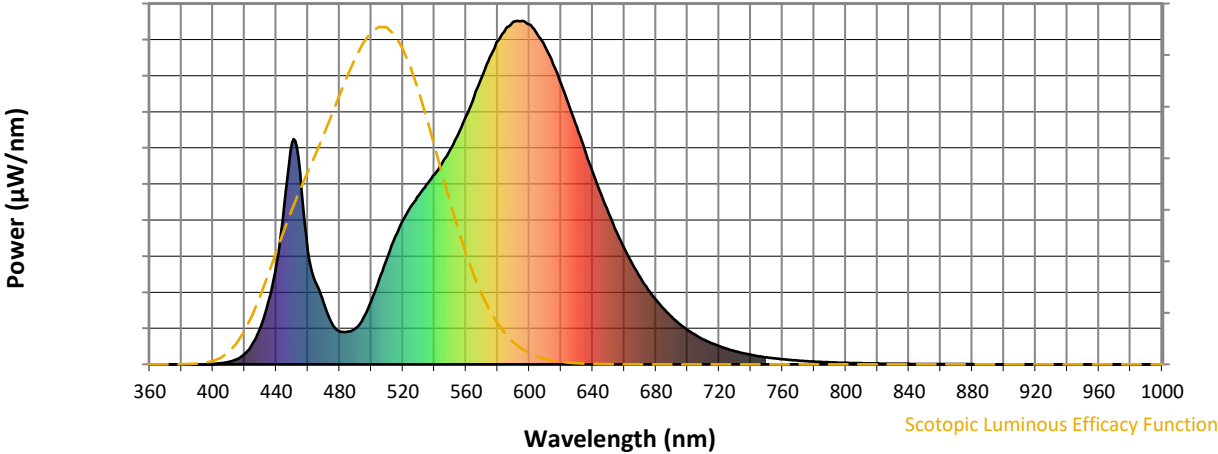


**Photopic Lumens: NR**

$\lambda$ (nm)	Power W <sup>^</sup> /nm	Lumens ( $\phi$ /nm)	$\lambda$ (nm)	Power W <sup>^</sup> /nm	Lumens ( $\phi$ /nm)	$\lambda$ (nm)	Power W <sup>^</sup> /nm	Lumens ( $\phi$ /nm)	$\lambda$ (nm)	Power W <sup>^</sup> /nm	Lumens ( $\phi$ /nm)	$\lambda$ (nm)	Power W <sup>^</sup> /nm	Lumens ( $\phi$ /nm)
360	0	NR	490	104	NR	620	818	NR	750	20	NR	880	1	NR
365	0	NR	495	135	NR	625	755	NR	755	17	NR	885	0	NR
370	0	NR	500	184	NR	630	691	NR	760	15	NR	890	0	NR
375	0	NR	505	247	NR	635	625	NR	765	13	NR	895	0	NR
380	0	NR	510	309	NR	640	561	NR	770	11	NR	900	0	NR
385	0	NR	515	369	NR	645	499	NR	775	9	NR	905	0	NR
390	0	NR	520	419	NR	650	441	NR	780	8	NR	910	0	NR
395	0	NR	525	460	NR	655	388	NR	785	7	NR	915	0	NR
400	1	NR	530	492	NR	660	338	NR	790	6	NR	920	0	NR
405	3	NR	535	524	NR	665	294	NR	795	5	NR	925	0	NR
410	7	NR	540	553	NR	670	253	NR	800	4	NR	930	0	NR
415	15	NR	545	588	NR	675	218	NR	805	4	NR	935	0	NR
420	31	NR	550	625	NR	680	188	NR	810	3	NR	940	0	NR
425	60	NR	555	670	NR	685	161	NR	815	3	NR	945	0	NR
430	107	NR	560	723	NR	690	139	NR	820	3	NR	950	0	NR
435	183	NR	565	780	NR	695	118	NR	825	2	NR	955	0	NR
440	289	NR	570	837	NR	700	100	NR	830	2	NR	960	0	NR
445	460	NR	575	894	NR	705	85	NR	835	2	NR	965	0	NR
450	646	NR	580	942	NR	710	73	NR	840	1	NR	970	0	NR
455	561	NR	585	976	NR	715	62	NR	845	1	NR	975	0	NR
460	331	NR	590	998	NR	720	53	NR	850	1	NR	980	0	NR
465	238	NR	595	1000	NR	725	45	NR	855	1	NR	985	0	NR
470	178	NR	600	990	NR	730	39	NR	860	1	NR	990	0	NR
475	120	NR	605	962	NR	735	33	NR	865	1	NR	995	0	NR
480	96	NR	610	925	NR	740	28	NR	870	1	NR	1000	0	NR
485	95	NR	615	873	NR	745	24	NR	875	1	NR			

REPORT NUMBER: SP1-2407-157-4

Scotopic Flux vs. Wavelength



Scotopic Lumens: NR S/P: 1.23

λ (nm)	Power W <sup>^</sup> /nm	Lumens (φ/nm)	λ (nm)	Power W <sup>^</sup> /nm	Lumens (φ/nm)	λ (nm)	Power W <sup>^</sup> /nm	Lumens (φ/nm)	λ (nm)	Power W <sup>^</sup> /nm	Lumens (φ/nm)	λ (nm)	Power W <sup>^</sup> /nm	Lumens (φ/nm)
360	0	NR	490	104	NR	620	818	NR	750	20	NR	880	1	NR
365	0	NR	495	135	NR	625	755	NR	755	17	NR	885	0	NR
370	0	NR	500	184	NR	630	691	NR	760	15	NR	890	0	NR
375	0	NR	505	247	NR	635	625	NR	765	13	NR	895	0	NR
380	0	NR	510	309	NR	640	561	NR	770	11	NR	900	0	NR
385	0	NR	515	369	NR	645	499	NR	775	9	NR	905	0	NR
390	0	NR	520	419	NR	650	441	NR	780	8	NR	910	0	NR
395	0	NR	525	460	NR	655	388	NR	785	7	NR	915	0	NR
400	1	NR	530	492	NR	660	338	NR	790	6	NR	920	0	NR
405	3	NR	535	524	NR	665	294	NR	795	5	NR	925	0	NR
410	7	NR	540	553	NR	670	253	NR	800	4	NR	930	0	NR
415	15	NR	545	588	NR	675	218	NR	805	4	NR	935	0	NR
420	31	NR	550	625	NR	680	188	NR	810	3	NR	940	0	NR
425	60	NR	555	670	NR	685	161	NR	815	3	NR	945	0	NR
430	107	NR	560	723	NR	690	139	NR	820	3	NR	950	0	NR
435	183	NR	565	780	NR	695	118	NR	825	2	NR	955	0	NR
440	289	NR	570	837	NR	700	100	NR	830	2	NR	960	0	NR
445	460	NR	575	894	NR	705	85	NR	835	2	NR	965	0	NR
450	646	NR	580	942	NR	710	73	NR	840	1	NR	970	0	NR
455	561	NR	585	976	NR	715	62	NR	845	1	NR	975	0	NR
460	331	NR	590	998	NR	720	53	NR	850	1	NR	980	0	NR
465	238	NR	595	1000	NR	725	45	NR	855	1	NR	985	0	NR
470	178	NR	600	990	NR	730	39	NR	860	1	NR	990	0	NR
475	120	NR	605	962	NR	735	33	NR	865	1	NR	995	0	NR
480	96	NR	610	925	NR	740	28	NR	870	1	NR	1000	0	NR
485	95	NR	615	873	NR	745	24	NR	875	1	NR			

REPORT NUMBER: SP1-2407-157-4

**Melanopic Flux vs. Wavelength**



**Melanopic Lumens: NR**

**M/P: 2.27**

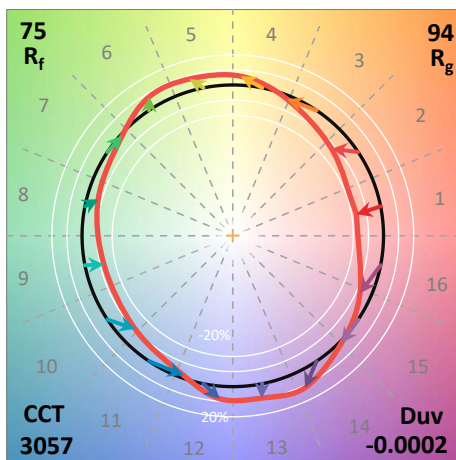
$\lambda$ (nm)	Power W <sup>^</sup> /nm	Lumens (φ/nm)	$\lambda$ (nm)	Power W <sup>^</sup> /nm	Lumens (φ/nm)	$\lambda$ (nm)	Power W <sup>^</sup> /nm	Lumens (φ/nm)	$\lambda$ (nm)	Power W <sup>^</sup> /nm	Lumens (φ/nm)	$\lambda$ (nm)	Power W <sup>^</sup> /nm	Lumens (φ/nm)
360	0	NR	490	104	NR	620	818	NR	750	20	NR	880	1	NR
365	0	NR	495	135	NR	625	755	NR	755	17	NR	885	0	NR
370	0	NR	500	184	NR	630	691	NR	760	15	NR	890	0	NR
375	0	NR	505	247	NR	635	625	NR	765	13	NR	895	0	NR
380	0	NR	510	309	NR	640	561	NR	770	11	NR	900	0	NR
385	0	NR	515	369	NR	645	499	NR	775	9	NR	905	0	NR
390	0	NR	520	419	NR	650	441	NR	780	8	NR	910	0	NR
395	0	NR	525	460	NR	655	388	NR	785	7	NR	915	0	NR
400	1	NR	530	492	NR	660	338	NR	790	6	NR	920	0	NR
405	3	NR	535	524	NR	665	294	NR	795	5	NR	925	0	NR
410	7	NR	540	553	NR	670	253	NR	800	4	NR	930	0	NR
415	15	NR	545	588	NR	675	218	NR	805	4	NR	935	0	NR
420	31	NR	550	625	NR	680	188	NR	810	3	NR	940	0	NR
425	60	NR	555	670	NR	685	161	NR	815	3	NR	945	0	NR
430	107	NR	560	723	NR	690	139	NR	820	3	NR	950	0	NR
435	183	NR	565	780	NR	695	118	NR	825	2	NR	955	0	NR
440	289	NR	570	837	NR	700	100	NR	830	2	NR	960	0	NR
445	460	NR	575	894	NR	705	85	NR	835	2	NR	965	0	NR
450	646	NR	580	942	NR	710	73	NR	840	1	NR	970	0	NR
455	561	NR	585	976	NR	715	62	NR	845	1	NR	975	0	NR
460	331	NR	590	998	NR	720	53	NR	850	1	NR	980	0	NR
465	238	NR	595	1000	NR	725	45	NR	855	1	NR	985	0	NR
470	178	NR	600	990	NR	730	39	NR	860	1	NR	990	0	NR
475	120	NR	605	962	NR	735	33	NR	865	1	NR	995	0	NR
480	96	NR	610	925	NR	740	28	NR	870	1	NR	1000	0	NR
485	95	NR	615	873	NR	745	24	NR	875	1	NR			

**Summary**

$R_f = 74.6$   
 $R_g = 94$   
 $CIE R_a = 71.7$   
 $R_9 = -34.8$



**Color Vector Graphics**



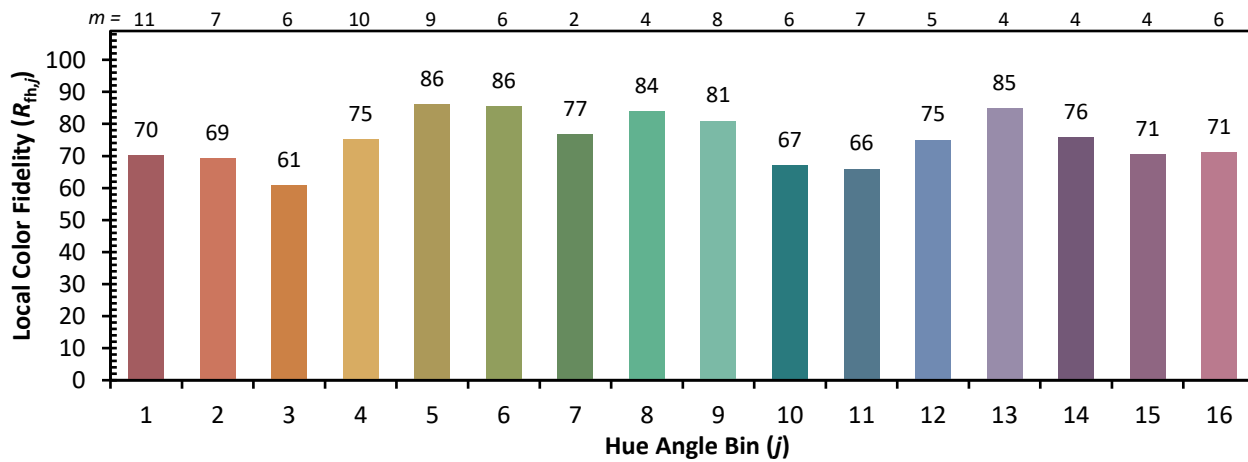


**Individual Sample Fidelity Index ( $R_{f,i}$ )**

CES01 = 86	CES26 = 65	CES51 = 87	CES76 = 58
CES02 = 62	CES27 = 89	CES52 = 85	CES77 = 76
CES03 = 31	CES28 = 84	CES53 = 77	CES78 = 61
CES04 = 71	CES29 = 68	CES54 = 85	CES79 = 86
CES05 = 49	CES30 = 83	CES55 = 84	CES80 = 83
CES06 = 51	CES31 = 71	CES56 = 74	CES81 = 73
CES07 = 41	CES32 = 64	CES57 = 74	CES82 = 93
CES08 = 40	CES33 = 78	CES58 = 75	CES83 = 91
CES09 = 29	CES34 = 75	CES59 = 85	CES84 = 88
CES10 = 76	CES35 = 87	CES60 = 90	CES85 = 75
CES11 = 59	CES36 = 92	CES61 = 81	CES86 = 64
CES12 = 65	CES37 = 84	CES62 = 89	CES87 = 77
CES13 = 43	CES38 = 92	CES63 = 75	CES88 = 80
CES14 = 74	CES39 = 96	CES64 = 65	CES89 = 67
CES15 = 71	CES40 = 92	CES65 = 64	CES90 = 80
CES16 = 47	CES41 = 93	CES66 = 60	CES91 = 78
CES17 = 50	CES42 = 86	CES67 = 58	CES92 = 56
CES18 = 56	CES43 = 77	CES68 = 66	CES93 = 73
CES19 = 73	CES44 = 99	CES69 = 75	CES94 = 49
CES20 = 66	CES45 = 85	CES70 = 60	CES95 = 66
CES21 = 87	CES46 = 81	CES71 = 56	CES96 = 76
CES22 = 79	CES47 = 86	CES72 = 85	CES97 = 82
CES23 = 92	CES48 = 75	CES73 = 52	CES98 = 76
CES24 = 91	CES49 = 79	CES74 = 95	CES99 = 64
CES25 = 73	CES50 = 86	CES75 = 60	



Color Rendition by Hue-Angle Bin



Measure Comparisons



(END OF REPORT)